

TOSHIBA

EVERYTHING YOU WANT IN ONE DEVICE

e-STUDIO2523A

e-STUDIO2523AD

e-STUDIO2329A

e-STUDIO2829A



**TOGETHER
INFORMATION**

EVERYTHING YOU WANT IN ONE DEVICE

This series exhibits fast copy speed as well as a host of features that provide high productivity to meet the requirements of our customers. The devices come with power saving features that will greatly reduce energy consumption which in turn lowers the total cost of ownership.

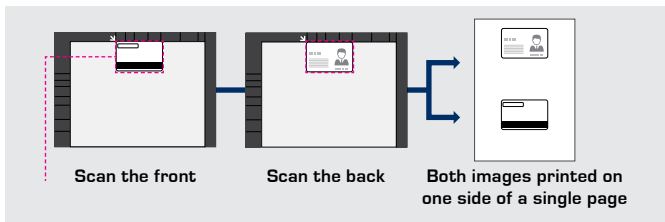
Reliability is further enhanced with higher durability parts, thereby increasing device uptime and lower cost of maintenance.



CONVENIENT OFFICE APPLICATIONS

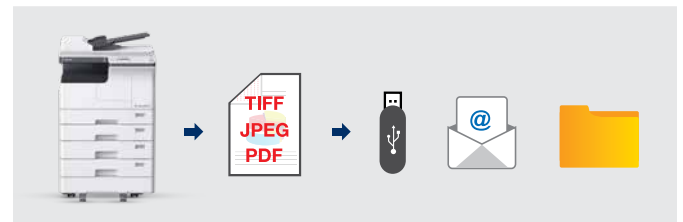
> ID Copy

Copy both sides of the card onto single side paper with just 1 simple step.




> Scan USB/Email/Folder*

Scanned file can be stored directly onto USB drive with greater convenience without the need to use a PC. Scan-to-email or folder eliminates hardcopy distribution, saving cost and time.

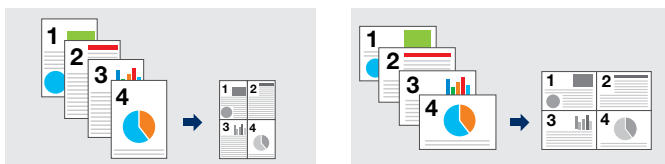


> 2-1/4-1

Combine 2 or 4 documents onto a single sheet to reduce paper consumption.



2IN1: Copies two pages on a sheet of paper in portrait or landscape orientation.



4IN1: Copies four pages on a sheet of paper in portrait or landscape orientation.

> Universal Print Driver*

Unified access to any print device, simplifies printing with enhanced convenience.

> USB Direct Print*

Image files stored in USB flash drive can be printed with just a touch of a button.



*e-Studio2329A/2829A only.

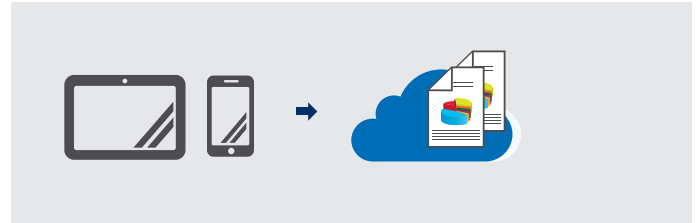
> **Department Code and Device Management**

Easy management of user/department usage. Administrator can receive notification on alerts or errors.



> **Cloud & Mobile Printing***

Print directly from mobile device to Toshiba MFPs. Save time and storage space by scanning files directly to mobile device.



> **WiFi***


Seamless connection to the MFP via WiFi option. This function allows mobile devices to connect to MFP directly.

> **e-Bridge Cloud Connect***

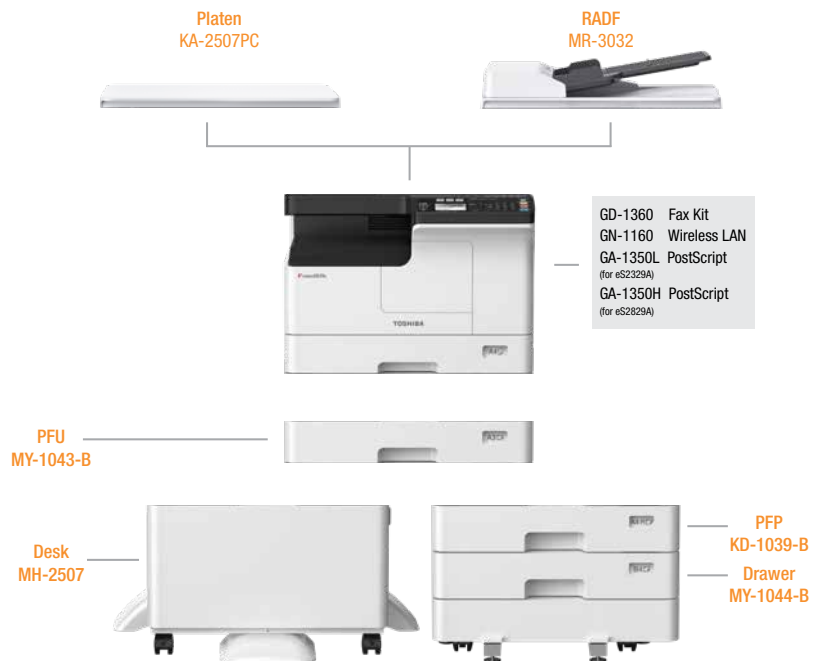
Cloud based system that provides proactive service which will improve service up time, reduce workload and keep MFP up-to-date.

> **OPTIONS**

e-STUDIO2523A/2523AD



e-STUDIO2329A/2829A



Co-packed Toner 2,000 (Yield)
Black Toner 6,000 (Yield) / 17,500 (Yield)



Beware of Imitation or Remanufactured Parts and Supplies.

Only Toshiba genuine parts & supplies are compliant to the RoHS directive & MSDS certified. Even though they may say "for use in Toshiba," or "equivalent reliability and performance", third party supplies can't match Toshiba's exacting quality standards. They don't undergo Toshiba's stringent qualification and rigorous testing to ensure that all components work together in perfect harmony. Plus, they void your warranty. Be Smart. Be Safe. Always purchase from an Authorised Toshiba Distributor so you can be sure you're not inadvertently installing imitation/remanufactured supplies, which can shorten product life, hamper productivity, and irrevocably damage your Toshiba equipment.

SPECIFICATIONS	e-STUDIO2523A	e-STUDIO2523AD	e-STUDIO2329A	e-STUDIO2829A
----------------	---------------	----------------	---------------	---------------

GENERAL

Print & Copy Speed	25 cpm	23 cpm	28 cpm
Copy & Print Process	Indirect electrostatic photographic method		
Warm-up Time	15 sec		
Paper Size & Weight	Drawer: A3 / A5-R (64 - 80 g/m ²) Bypass: A3 / A5-R (52 - 216 g/m ²)		
Paper Capacity (Standard)	Drawer x 1 : Max paper 250 sheets. Stack Feed Bypass Max 100 sheets		
Max. Paper Capacity	600 sheets	1700 sheets	
Processor	ARM9 360MHz	Cortex A8 500MHz	
Memory	256MB	512MB	
Dimension	W575 x D540 x H402 (mm)		
Power Consumption	Max 1.5kW (220 - 240V)		

COPY

Max Original Size	A3
First Copy Outtime	Less than 6.4 seconds
Multiple Copy	1 - 999 copies/Ten key input
Zoom	25% to 400% (1% increment)
Copy Mode	Text, Text/Photo(Default), Photo

PRINT

Printing Resolution	2400 dpi x 600 dpi (with smoothing)		
Page Description Language	GDI	PCL5e/PCL5c/PCL6 (PCL XL)/PS3 (Option)	
Operating Systems	Windows 10, Windows 8.1 (32/64 bit), Windows 7 (32/64 bit) (SP1 Recommended)		
	Windows Server 2016, Windows Server 2012/R2 (64 bit)		
	Windows Server 2008 SP2 (32/64 bit), Windows Server 2008 R2 SP1 (64 bit)		
	N.A	Redstone 5, Open SuSE Leap 42.3	
		Redhat Enterprise 5.10.x, 6.5.x, 7.4.x	
Fedora Ver27, Bharat Operating System 6.x			
CUPS Support			
		Mac OS 10.11, 10.12, 10.13, 10.14	
Interface	USB2.0	RJ45/USB2.0	

SCAN

Scan Resolution	600 dpi x 600 dpi		
Scan Speed	Up to 25 spm		
Supported Destination	Scan to USB/TWAIN		
	N.A	Scan to email/file/SMB/FTP	

FAX

Compatibility	N.A	Super G3/G3
Data Compression Method		JBIG, MMR, MR, MH
Modem Speed		33.6 kbps - 2.4 kbps (Auto Fallback)
Transmission Speed		Approx. 3 sec

For more information and a complete list of MFPs and Solutions, please contact us:

Toshiba TEC Singapore Pte Ltd
2 Ang Mo Kio Street 62
Singapore 569138
Tel : (65) 6481 9488
Fax : (65) 6481 2385

Sole by

Unity Office Equipment

Maksum Mansion(1st Floor)
127 Motijheel C/A, Dhaka-1000.
Phone: 8802-9580138, Cell: 01819-193262
Web: www.toshiba-bd.com, E-mail: unityhaque@gmail.com

Technical data is subject to change without prior notice. All company and/or product names are trademarks and/or registered trademarks of their respective manufacturers in their markets and/or countries. All rights reserved. We are constantly making efforts to deliver the latest status of data to our partners. Specifications for some models may change in the time between the production and the release of this documentation. Productivity and paper specifications are related to paper size of A4 and a paper weight of 80 g/m² if not otherwise mentioned.

Copyright ©2019 TOSHIBA TEC.

TSE Version 01